



User Manual

Renewal of a national transportation vehicle permit

V 1.1


2024

1. Open MOEI website: <https://www.moei.gov.ae>
2. From From the home page, go to Services Directory, choose the category “Land Transportation”
Then select the Sub category “National transportation vehicle permits”.
you can view the service Info or start the service immediately by clicking on Start Button

The screenshot shows the MOEI website interface. At the top, there is a navigation bar with the MOEI logo and the text "UNITED ARAB EMIRATES MINISTRY OF ENERGY & INFRASTRUCTURE". Below this is a menu with items like "About Ministry", "Services", "Knowledge Center", "Media Center", "Open Data", "Digital Participation", and "Contact Us". A large banner features the text "Sustainable global leadership in energy, water, infrastructure, housing and transportation" with an illustration of industrial and renewable energy infrastructure. Below the banner is a "Services" section with a search bar and filters for "Request Status" and "My Favourites". A sidebar on the left lists service categories, with "Land Transport" expanded to show sub-categories: "Car Club Services (10)", "Operating License Services (9)", and "National transportation vehicle permits (8)". The "National transportation vehicle permits" sub-category is highlighted with a red box. The main content area displays a grid of service cards, with the card for "Renewal of a national transportation vehicle permit" also highlighted with a red box.

3. Then it will redirect you to the Login page, you can login by using UAE PASS.

Sign in to your account


 **Sign in with UAE PASS**

A single trusted digital identity for all citizens, residents and visitors.

For more information please check the user manual from [Here](#)

Renewal of a national transportation vehicle permit

Operating License No <small>*</small>	Card License No
<input type="text"/>	<input type="text"/>
Plate No	Chassis No
<input type="text"/>	<input type="text"/>

 **Search**

4. Fill the application Information.

Renewal of a national transportation vehicle permit



Service User Guide (pdf 1.02 MB)

Check Operating License Info

Emirates *

Abu Dhabi Centre

Operating License No.			
Card License No.		Status	Permanent - Active
Chassis No.		Plate No.	
Emirates	Abu Dhabi	Color	BLUE
Unladen Weight	12 Ton	Units	Ton
Vehicle Load	24 Ton	Traffic Symbol	
Transport Type	Cargo	Transport Activity Sub Type	Tractor and trailer transport
Card Issue Date	09/09/2023	Card Expiry Date	08/09/2024



Form Completion

Save and Continue Later

Next

Back

Renewal of a national transportation vehicle permit



Service User Guide (pdf 1.02 MB)

Vehicle Operating Card Details

Operating Card Category *

018 -- Tractor and trailer transport

Traffic Symbol *

Origin *

Not Mentioned

Chassis No *

Area *

Abu Dhabi

Vehicle Plate Category *

Category 1

Vehicle Plate Number *

Vehicle Type *

Heavy truck more than 12 ton

Manufacture Year *

2012

Color *

BLUE

Only numbers are allowed

Number of Axles

2

100%

Form Completion



Save and Continue Later



Previous





Next



Back

Renewal of a national transportation vehicle permit

 Service User Guide (pdf 1.02 MB) 

Cargo Details


Vehicle load ▼ Unladen Weight

Units

Insurance Company

you can write (Arabic Or English) language





Insurance Card No Expiry Date



Insurance Type

- Goods & Passengers
- Vehicle
- Driver
- Civil Damages
- Third-Party
- Comprehensive

100%
Form Completion

 Save and Continue Later Previous Next Back

5. Submit the request by click on “Submit“.

Renewal of a national transportation vehicle permit



Service User Guide (pdf 1.02 MB) 

Submit and Finish

Comments

I, the applicant, hereby declare that all the information and documents provided for this transaction are correct; and if they are proven incorrect or there is any tampering or forgery in them, the Ministry has the right to take the necessary legal measures regarding this *



Form Completion



Save and Continue Later



Previous



Submit



Back

6. Fill the satisfaction survey about the eService, when the following pop-up shows up:

Customer Pulse Survey

Overall, how satisfied are you about the service? *

★ ★ ★ ★ ★

Extremely Dissatisfied Extremely Satisfied

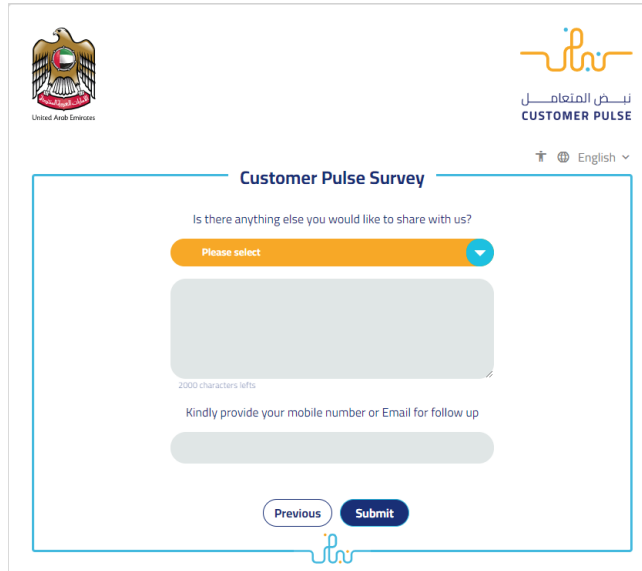
Next

Customer Pulse Survey

Based on your experience in getting the service. To what extent do you agree on the following statements?

	Extremely Disagree	Disagree	Somewhat Disagree	Neutral	Somewhat Agree	Agree	Extremely Agree
Availability & accuracy of Service information	★	★	★	★	★	★	★
Ease of Service accessibility in the Smart Application	★	★	★	★	★	★	★
Ease & Simplicity of Service Application Steps	★	★	★	★	★	★	★
Ease and Variety of payment options	★	★	★	★	★	★	★
Possibility of Service Status Tracking	★	★	★	★	★	★	★
Service Completion time was reasonable & within my expectations	★	★	★	★	★	★	★
Smart Application efficiency (no delays or errors in app)	★	★	★	★	★	★	★
Availability of Online Support	★	★	★	★	★	★	★

Previous Next



7. After the application is approved by the ministry, you will receive the Certificate automatically via email. However, you can also view and download the certificate from the end user dashboard through Request Status boxes Or My Application:

a. Click on the arrow as shown in the image below

Dashboard

My Applications

My Payments

Notifications

Welcome,
Test User

b. for searching/filtering the requests based on Reference Number/Request Date/Service Name/Request Status:

My Applications

Services by Category	Service
<input type="text" value="Maritime Transport Services"/>	<input type="text" value="Please Select"/>
My Company	Company PRO
<input type="text" value="Please Select"/>	<input type="text" value="Please Select"/>
Application Status	
<input type="text" value="Please Select"/>	
Keyword (Reference Number)	
<input type="text"/>	
<input type="checkbox"/> Use Date Range	
<input type="button" value="Search"/>	<input type="button" value="Reset Filters"/>